



Strumenti per l' Espresso



Strumenti per l'Espresso

In 2006 arose "Orchestrale".  
It is the result of a project thought by a group of people who wished to unite their fields of commercial espresso-coffee machine manufacture, of the restaurant industry and of furniture design.  
In a particularly receptive, selective and refined market where today it is fundamental to propose beauty, quality, and innovation of technology and contents, our belief is customer satisfaction, in particular of those people who are sensitive to the value of the *"made in Italy"* craftsmanship, technology and design. Such satisfaction come true through our espresso coffee machines conceived according to traditional concepts and realized through modern technical concepts, innovative materials and components of the Italian excellence. Therefore our philosophy is to guarantee a wellness that springs from the efficiency, the comfortableness, the safety and from the taste and sight pleasure.

*"Orchestrale" Instruments for Espresso was conceived as a poem inspired by the historical and indivisible bond between the great cultures of coffee and music in the Italian tradition and it's dedicated to the music because music is a place of connection as coffee is becoming all over the World.*

*"Behind the wheel I think of my next stop, the next service centre, the customary break during long trips to have a coffee, hopefully made on an Italian machine.*

*At last I spot a bar and with my mind still far away I open the door and find myself amid a clamour of voices that startle me back to reality.*

*I head for the bar where a small group of persons is quietly, almost ceremoniously, waiting in two orderly queues.*

*I look at the barista and all at once, as if by magic, the noisy bustle turns into an opera of orchestrated sounds, gestures, actions, rhythmic humming and whirring...*

*I'm rapt by this ritual performed by a man, clearly unperturbed by what's happening behind him, who manages to turn the humdrum of daily routine into a melodic work of art.*

*The coffee machine he uses is Italian, with a classic eye-catching design and metal parts that gleam like polished wind instruments. It's very high-tech but seems to have a soul and like an old violin its notes evoke the sounds of days gone by.*

*I'll never forget that sound because it made the clamour disappear forever...*

*a passionate barista... the greatest conductor,  
a special coffee... the best composition,  
an Italian coffee machine... the finest orchestra!"*

M.B.



## The Collection



*This collection wants to pay homage to the music with a special dedication to the user of our machines who is seen as a great conductor of orchestra who knows how to get the best from the symphonies or rather the blends he has chosen.*



Strumenti per l'Espresso



nota

**professional**  
**M A N U A L**  
1 gr

*In the music and singing art, one of the most important qualities is the control on every note.*

*"Nota" embodies the essence of the skill, the study, the technique and of the Italian taste... the essence of shapes and contents with the right technique and the right control.*



**Nota** is a 1 group professional espresso coffee machine with thermosiphonic supply system, E61 "Levetta" (lever) brewing raised group, 3 litres copper boiler, switch for water loading selection (from tank of 2,2 litres with capacitive level detector or from the water system), professional sized rotary pump for the coffee extraction, automatic boiler water loading, motor pump with air cooling, pipes of copper and pipe fittings of brass, protection thermostat for heating element, separate boiler pressure and pump pressure gauges, 1 signal lamp for working machine and 1 for water lack in the tank, easy to adjust boiler pressure switch essential for different coffee types and blends, frame of satin stainless steel AISI 304.

### *The most loved by home baristas!*

Basic model: satin steel sides and back panel.

**Aesthetic optional:**

side panels in extra-light tempered glass black or white, sides and/or back panel steel painted white, black, rust brown, octanium, blue Tiffany, oxide, Limited Edition sides (super-mirror steel with satined texture), nut wood sides, LED back light satin methacrylate outlines.

**Optional:**

joystick taps, Thermo PID and Digit Chrono, white filter holders for 1 or 2 cups, black or white filter holder E.S.E. pod or capsule adapter, nut wood kit (filter holders, lever and knobs), steam and water wands with teflon inside cold touch, color options and aesthetic customisation.



Optional:  
joystick taps,  
nut wood sides and kit  
(knobs and filter holders)

TECHNICAL FEATURES	MANUAL
Espresso coffee and cappuccino machine with thermosiphonic system	1gr
E 61 "Levetta" (lever) brewing raised group (filter holder Ø 58 mm) with manual pre-infusion for the best coffee brewing	•
Frame of satined stainless steel AISI 304	•
Boiler (3 litres) of copper, pipes of copper and pipe fittings of brass	•
Water loading from tank (2,2 litres) with capacitive level detector	•
Water loading from water system	•
Automatic boiler water loading	•
Built-in RPM single-phase motor pump with AIR cooling / Fluid-o-Tech rotary pump	•
1 signal lamp for working machine and 1 for water lack in the tank	•
Protection thermostat for heating element	•
2 gauges: 1 for boiler pressure and 1 for pump pressure	•
Easy to adjust boiler pressure switch	•
1 multidirectional stainless steel steam wand with manual control from the tap knob	•
1 multidirectional stainless steel hot water wand with manual control from the tap knob	•
1 filter holder for 1 cup, 1 filter holder for 2 cups and 1 blind filter	•
LED lights on the back panel	•

OPTIONAL ON DEMAND	
Thermo PID and Digit Chrono	•
Joystick taps	•
Sides in white or black extralight tempered glass, painted steel (white, black, rust brown, octanium, blue Tiffany, oxide), Limited Edition super mirror steel with satin texture, nut wood, LED back light satin methacrylate outlines	•
White filter holders for 1 and 2 cups	•
Nut wood kit: filter holders, knobs and lever	•
Black or white filter holder E.S.E. pod and capsule adapter	•
Steam and water wands with teflon inside cold touch	•
Color options and aesthetic customisation	•

TECHNICAL DATA	1 gr	
Voltage/Power	110 - 120 V (1F)	1500 W
	230 - 240 V (1F)	2000 W
Frequency	Hz	50 - 60
Boiler	Lt	3
Length	mm	370
Width	mm	440
Height	mm	450
Net weight	Kg	30 (+2 with LED sides)



1gr Manual



+ Thermo PID and Digit Chrono



1gr Manual with joystick taps



+ Thermo PID and Digit Chrono

## Color options



steel painted white sides or white tempered extralight glass sides

satin steel back or steel painted white back



steel painted black sides or black tempered extralight glass sides

satin steel back or steel painted black back



steel painted rust brown sides

satin steel back or steel painted rust brown back



steel painted octanium sides

satin steel back or steel painted octanium back

## with joystick taps



## Color options



steel painted blue Tiffany sides

satin steel back or steel painted blue Tiffany back

with joystick taps



Limited Edition super-mirror steel sides with satin texture



nut wood sides



All white



All black




All rust brown



All octanium



All blue Tiffany



All oxide





# ALL BLACK

professional  
MANUAL  
1 gr

Also available with all other aesthetic optional: side panels in extra-light tempered glass white or black, sides and/or back panel steel painted white, black, rust brown, octanium, blue Tiffany, oxide, nut wood sides, Limited Edition sides (super-mirror steel with satined texture), LED back light satin methacrylate outlines.



Optional:  
joystick taps

# ALL BLACK

professional  
MANUAL  
1 gr

Also available with all other aesthetic optional: side panels in extra-light tempered glass white or black, sides and/or back panel steel painted white, black, rust brown, octanium, blue Tiffany, oxide, nut wood sides, Limited Edition sides (super-mirror steel with satined texture), LED back light satin methacrylate outlines.



Optional:  
joystick taps,  
nut wood sides and kit  
(knobs and filter holders)

# ALL BLACK + LED LIGHT sides

professional  
MANUAL  
1 gr

With LED back light satin methacrylate outlines.

These outlines are also available with all other aesthetic optional (except for nut wood sides): satin steel sides, other painted sides and Limited Edition sides (super-mirror steel with satined texture).



Optional:  
joystick taps

# ALL WHITE

professional  
MANUAL  
1 gr

Also available with all other aesthetic optional:  
side panels in extra-light tempered glass white or black, sides and/or back panel steel painted white, black, rust brown, octanium, blue Tiffany, oxide, nut wood sides, Limited Edition sides (super-mirror steel with satined texture), LED back light satin methacrylate outlines.



Optional:  
joystick taps

# ALL WHITE

professional  
MANUAL  
1 gr

Also available with all other aesthetic optional: side panels in extra-light tempered glass white or black, sides and/or back panel steel painted white, black, rust brown, octanium, blue Tiffany, oxide, nut wood sides, Limited Edition sides (super-mirror steel with satined texture), LED back light satin methacrylate outlines.



Optional:  
joystick taps,  
nut wood sides and kit  
(knobs and filter holders)

# ALL OXIDE + LED LIGHT sides

professional  
MANUAL  
1 gr

With LED back light satin methacrylate outlines.

These outlines are also available with all other aesthetic optional (except for nut wood sides): satin steel sides, other painted sides and Limited Edition sides (super-mirror steel with satined texture).



Optional:  
joystick taps

# ALL OXIDE

professional  
MANUAL  
1 gr

Also available with all other aesthetic optional: side panels in extra-light tempered glass white or black, sides and/or back panel steel painted white, black, rust brown, octanium, blue Tiffany, oxide, nut wood sides, Limited Edition sides (super-mirror steel with satined texture), LED back light satin methacrylate outlines.



Optional:  
joystick taps,  
nut wood sides and kit  
(knobs and filter holders)

# radiofonica

MANUAL (Levetta) • AUTOMATIC

2 gr

*Radiofonica is inspired by the radio orchestra (orchestra radiofonica) born almost a century ago, that allowed to many people to be able to listen to real orchestras that previously could not attend. With the same spirit Radiofonica is born as a traditional machine that wants to give an easier and simpler opportunity to many more people all around the World to enjoy a good and traditional coffee extraction.*





**Radiofonica "L"** manual with E 61 "Levetta" (lever) brewing groups, has the same features of Radiofonica automatic except for: groups without lever, joystick taps, glass tube for boiler water level and the second multidirectional stainless steel steam wand.

So it is available with two E 61 raised brewing groups with lever, dual gauges for (11 litres) boiler and pump pressure, automatic boiler water loading, motor pump with air cooling, boiler of copper with tap for manual discharge, pipes of copper and pipe fittings of brass, frame of satined stainless steel AISI 304 and painted in different standard color options: white, black, rust brown, blue Tiffany.

Optional: white filter holders for 1 and 2 cups, nut wood kit (filter holders, knobs and levers), color and aesthetic customisation.


white



rust brown



black



TECHNICAL FEATURES	MANUAL
Espresso coffee and cappuccino machine with thermosiphonic system	2gr
E 61 "Levetta" (lever) brewing raised groups (filter holder Ø 58 mm) with manual pre-infusion for the best coffee brewing	•
Frame of satined stainless steel AISI 304	•
Boiler of copper with tap for manual discharge, pipes of copper and pipe fittings of brass	•
Dual gauges for boiler and pump pressure	•
Automatic boiler water loading	•
Built-in RPM motor pump with AIR cooling / Fluid-o-Tech rotary pump	•
LED lights on the back panel	•
1 multidirectional stainless steel steam wand with manual control from the tap knob	•
1 multidirectional stainless steel hot water wand with manual control from the tap knob	•

OPTIONAL ON DEMAND	
White filter holders for 1 and 2 cups	•
Nut wood kit: filter holders, knobs and levers	•
Color options and aesthetic customisation	•

TECHNICAL DATA		2 gr
Voltage/Power	220 - 240 V (1F) / 400 V (3F)	3900 W
Frequency	Hz	50 - 60
Boiler	Lt	11,5
Length	mm	720
Width	mm	505
Height	mm	520
Net weight	Kg	78




2gr Manual with Levetta

ALL BLACK

MANUAL

2 gr





Optional:  
nut wood kit  
(knobs and filter holders)

ALL WHITE

MANUAL

2 gr



Optional:  
nut wood kit  
(knobs and filter holders)

**AUTOMATIC**

2 gr

**Radiofonica** is the last born Orchestrale professional machine.

Available only in the automatic version with two raised E61 brewing groups, joystick taps, programmable portion control, single group washing, dual gauges for (11 litres) boiler and pump pressure, automatic boiler water loading, motor pump with air cooling, boiler of copper with tap for manual discharge, pipes of copper and pipe fittings of brass, frame of satined stainless steel AISI 304 painted in different standard color options: white, black, rust brown, blue Tiffany.

Optional: NEW Digit Chrono, lighting cup's LED, white filter holders for 1 and 2 cups, nut wood kit (filter holders and knobs), color and aesthetic customisation.



white



rust brown



black



Optional:  
lighting cup's LED

TECHNICAL FEATURES	AUTOMATIC
Espresso coffee and cappuccino machine with thermosiphonic system	2gr
E61 raised brewing groups (filter holder Ø 58 mm)	•
Frame of satined stainless steel AISI 304	•
Boiler of copper with tap for manual discharge, pipes of copper and pipe fittings of brass	•
Dual gauges for boiler and pump pressure	•
Automatic boiler water loading	•
Programmable portion control / Single group washing	•
Built-in RPM motor pump with AIR cooling / Fluid-o-Tech rotary pump	•
Touchpad for each group with pilot lights for activated brewing buttons:	•
4 volumetric metering selections programmable from the touchpad directly, 1 programming button and 1 hot water button	•
LED lights on the back panel	•
Glass tube for boiler water level	•
2 multidirectional stainless steel steam wands with manual control from the joystick taps	•
1 multidirectional stainless steel hot water wand with manual control from its dedicated button on the touchpad	•

OPTIONAL ON DEMAND	
Digit Chrono	•
Lighting cup's LED	•
White filter holders for 1 and 2 cups	•
Nut wood kit: filter holders and knobs	•
Color options and aesthetic customisation	•

TECHNICAL DATA		2 gr
Voltage/Power	220 - 240 V (1F) / 400 V (3F)	3900 W
Frequency	Hz	50 - 60
Boiler	Lt	11,5
Length	mm	720
Width	mm	505
Height	mm	520
Net weight	Kg	78



2gr Automatic



+ Digit Chrono

**ALL BLACK**

**AUTOMATIC**  
2 gr



Optional:  
lighting cup's LED,  
nut wood kit (knobs and filter holders)

ALL WHITE

AUTOMATIC

2 gr



Optional:  
lighting cup's LED,  
nut wood kit (knobs and filter holders)



# phonica

**AUTOMATIC • SEMIAUTOMATIC**

1 gr • 2 gr compact • 2 gr • 3 gr

*Dedicated to Ray Charles' life, with its design, that recalls the shape of the microphones of an unforgettable epoch, Phonica wants to be a tribute to those big and unrepeatable voices of the 20th century, that will always remain in the history of music.*



The **NEW Phonica 1gr** is available in the automatic and semiautomatic versions with normal and raised E61 gr.

Automatic and semiautomatic versions are available with manual and automatic boiler water loading, motor pump with water cooling, flanged boiler of copper with tap for manual discharge, pipes of copper and pipe fittings of brass, frame of pure polished super-mirror and satined stainless steel AISI 304 finished of methacrylate.

The automatic model with display allows the boiler temperature control with a pressure transducer; the programmable portion control and group washing, single gauge for pump pressure.

The **alphanumeric display** after the switch-on it displays the functional test and malfunction notice, boiler filling and filling timeout. It displays boiler filling also when the boiler refills. When the machine is in use, after the functional test the alphanumeric display shows always the boiler temperature and pressure, hour, date and number of the weekday.

It **allows to plan/program**: hour, date, day of the week, switch ON/OFF time of the coffee machine, coffee shop day off, brewing time (digit chrono), cup heater working temperature, autosteamer temperature, water liters to regenerate the softner, new password to get access to the display functions, **pre-infusion time for single and double coffee**, group washing, number of coffee to the next maintenance, **to control the boiler temperature with pressure transducer** and languages (EN-CL, EN-FAH, IT, FR, DE, ES, PT);

it **allows to display**: total used liters of water, flowmeter malfunction times and total coffee done with the automatic touchpad from installation.

Optional: electric cup heater (with ON/OFF switch) with programmable working temperature, external motor pump (air cooling), raised brewing group, cappuccino maker/milk frothing wand, serial interface for external connection to the cash register, white filter holders for 1 and 2 cups, nut wood kit (filter holders and knobs), color options and aesthetic customisation.



TECHNICAL FEATURES	AUTOMATIC	SEMI AUTOMATIC
	1gr	1gr
Espresso coffee and cappuccino machine with thermosiphonic system	●	●
E 61 brewing group (filter holder Ø 58 mm)	●	●
Frame of pure polished super mirror and satined stainless steel AISI 304. Finishing of black methacrylate	●	●
Flanged boiler of copper with tap for manual discharge, pipes of copper and pipe fittings of brass	●	●
Single gauge for pump pressure	●	●
Manual and automatic boiler water loading	●	●
Programmable portion control / Group washing	●	○
Built-in RPM motor pump with WATER cooling / Fluid-o-Tech rotary pump	●	●
Touchpad with pilot lights for activated brewing buttons: 6 volumetric metering selections programmable from the touchpad directly and 1 programming button	●	○
1 electromechanical button for brewing choice	●	●
Indicator to inform that machine and cup heater are ON	●	●
LED lights on the back panel (with ON/OFF switch)	●	●
Electric cup heater (with ON/OFF switch) with programmable working temperature	●	optional
LED indicator for boiler water level (filling - level reached - timeout)	●	○
Glass tube for boiler water level	○	●
1 multidirectional stainless steel steam wand with manual control from the tap knob	●	●
1 multidirectional stainless steel hot water wand with manual control from the tap knob	●	●

ALPHAMERIC DISPLAY	After the switch-on it displays the functional test and malfunction notice, boiler filling, filling timeout. It displays boiler filling also when the boiler refills. When the machine is in use, after the functional test the alphaneric display shows always the boiler temperature and pressure, hour, date, number of the weekday.	
	●	○
allows to plan/program: CLOCK SETUP: hour, date, number of the weekday AUTO ON/OFF: switching ON/OFF time of the machine WORKING DAYS: coffee shop day off DELIVERY TEST CRONO: brewing time (digit chrono) CUP HEATER: cup heater working temperature AUTOSTEAMER: autosteamer temperature REGEN. SOFTNER: water litres to regenerate the softner CHANGE PASSWORD: new password to get access to the display functions	<b>PREINF. SINGLE:</b> preinfusion time for single and double coffee <b>WASHING GROUP IN PROGRESS:</b> group washing <b>MAINTENANCE:</b> number of coffee to the next maintenance <b>BOILER TEMPERATURE:</b> to control the boiler temperature with pressure transducer <b>LANGUAGE:</b> ENGL-CEL, ENGL-FAH, ITALIANO, FRANCAIS, DEUTSCHE, ESPANOL, PORTUGUES <b>allows to display:</b> <b>COUNTER LITERS:</b> total used litres of water <b>DOSER ALARM:</b> flowmeter malfunction times <b>TOTAL COFFEES:</b> total coffee done with the automatic touchpad from Installation	



1gr Automatic



1gr Semiautomatic

OPTIONAL ON DEMAND			TECHNICAL DATA	1 gr
Electric cup heater (with ON/OFF switch) with programmable working temperature	standard	●	Voltage/Power	120 V (1F) 2000 - 2330 W
External motor pump (air cooling)	●	●		220 - 240 V (1F) / 380 - 415 V (3F) 2500 - 3500 W
Raised group	●	●	Frequency	Hz 50 - 60
Cappuccino maker / Milk frothing wand	●	●	Boiler	Lt 6
Serial interface for external connection to the cash register	●	○	Length	mm 620
White filter holders for 1 and 2 cups	●	●	Width	mm 560
Nut wood kit: filter holders and knobs	●	●	Height	mm 560
Color options and aesthetic customisation	●	●	Net weight	Kg 70

AUTOMATIC • SEMIAUTOMATIC

2 gr compact • 2 gr • 3 gr

**Phonica** is available in the automatic and semiautomatic versions with normal and raised E61 gr. (2 gr. compact, 2 gr., 3 gr.). The automatic models are available with **Digit Chrono** (2 gr. compact excluded), connectivity to external display by Orchestrale distributor technician for **pre-infusion setting** and other display functions, programmable portion control and single group washing; all models are available with dual gauges for boiler and pump pressure, manual and automatic boiler water loading, motor pump with water cooling, flanged (2 gr. compact excluded) boiler of copper with tap for manual discharge, pipes of copper and pipe fittings of brass, frame of pure polished super-mirror and satined stainless steel AISI 304 finished of methacrylate.

Phonica semiautomatic with 2 groups is also available with **GAS Kit**.

Optional: electric cup heater (with ON/OFF switch) with programmable working temperature, mixed hot water outlet, external motor pump (air cooling), raised brewing groups, cappuccino maker/milk frothing wand, serial interface for external connection to the cash register, white filter holders for 1 and 2 cups, nut wood kit (filter holders and knobs), color options and aesthetic customisation.



TECHNICAL FEATURES	AUTOMATIC			SEMI AUTOMATIC		
	2gr comp	2gr	3gr	2gr comp	2gr	3gr
Espresso coffee and cappuccino machine with thermosiphonic system						
Connectability to external display (by Orchestrale distributor technician) for pre-infusion setting and other display functions	●	●	●	○	○	○
E61 brewing groups (filter holder Ø 58 mm)	●	●	●	●	●	●
Frame of pure polished super-mirror and satined stainless steel AISI 304. Finishing of black methacrylate	●	●	●	●	●	●
Flanged (2 gr. compact excluded) boiler of copper with tap for manual discharge, pipes of copper and pipe fittings of brass	●	●	●	●	●	●
Dual gauges for boiler and pump pressure	●	●	●	●	●	●
Manual and automatic boiler water loading	●	●	●	●	●	●
Programmable portion control / Single group washing	●	●	●	○	○	○
Built-in RPM motor pump with WATER cooling / Fluid-o-Tech rotary pump	●	●	●	●	●	●
Touchpad for each group with pilot lights for activated brewing buttons:						
6 volumetric metering selections programmable from the touchpad directly and 1 programming button	●	●	●	○	○	○
1 electromechanical button for every group for brewing choice (only for 2 groups in the 3 groups version)	●	●	●	●	●	●
Indicator to inform that machine and cup heater are ON	●	●	●	●	●	●
LED lights on the back panel (with ON/OFF switch)	●	●	●	●	●	●
Electric cup heater (with ON/OFF switch) with programmable working temperature	●	●	●	optional		
Digit Chrono	○	●	●	○	○	○
LED indicator for boiler water level (filling - level reached - timeout)	○	●	●	○	○	○
Glass tube for boiler water level	○	○	○	○	●	●
1 multidirectional stainless steel steam wand with manual control from the tap knob	●	○	○	●	○	○
2 multidirectional stainless steel steam wands with manual control from the tap knobs	○	●	●	○	●	●
1 multidirectional stainless steel hot water wand with manual control from the tap knob	●	○	○	●	○	○
1 multidirectional stainless steel hot water wand with manual control from its dedicated button	○	●	●	○	●	●



2gr compact Aut / Sem



2gr Aut / Sem



2gr GAS Kit Sem



3gr Aut / Sem

OPTIONAL ON DEMAND					
Electric cup heater (with ON/OFF switch) with programmable working temperature	standard	●	●	●	
Mixed hot water outlet	○	●	●	○	○
External motor pump (air cooling)	●	●	●	●	●
Raised groups	●	●	●	●	●
Cappuccino maker / Milk frothing wand	●	●	●	●	●
GAS KIT	○	○	○	○	○
Serial interface for external connection to the cash register	●	●	●	○	○
White filter holders for 1 and 2 cups	●	●	●	●	●
Nut wood kit: filter holders and knobs	●	●	●	●	●
Color options and aesthetic customisation	●	●	●	●	●

TECHNICAL DATA	2 gr compact	2 gr	3 gr
	Voltage/Power	2600 - 2930 W	2600 - 2930 W
	3000 - 6650 W	3000 - 6650 W	
Frequency	50 - 60 Hz		
Boiler	7 Lt	12	17
Length	620 mm	830	1060
Width	560 mm		
Height	560 mm		
Net weight	78 Kg	84	100

GAS KIT NOTES: Phonica semiautomatic 2 groups with GAS Kit is really useful in Countries or places with high costs of electricity or with power supply instability. The advantage is also that you can easily connect the machine to a battery by an inverter because the electricity is only for the pump, for the group's solenoid valves and for the control board. When the pressure in the boiler reaches the parameter you settled the flame of the gas kit keeps it stable in order to guarantee the same constant brewing as in Phonica semiautomatic 2 groups without gas kit.

## Color options

**Phonica** is available in different finishings.

Basic model: satin steel sides with black methacrylate and satin steel back panel. Painting: sides and back panel always in satin steel or painted white, black, rust brown, blue Tiffany.

All finishings can have different color methacrylates: white, green, red, yellow, orange, blue, violet, silver mirror, gold mirror.

Filter holders (black standard) are also available white or nut wood while tap knobs (black standard) are also available in nut wood.

These are all our color options but we are able to evaluate any kind of customisation, whenever it's possible.



Optional:  
steel painted  
black sides,  
gold mirror methacrylate



satin steel sides  
black methacrylate



steel painted white sides  
black methacrylate  
white handles



steel painted black sides  
white methacrylate



methacrylates: white / green / red / yellow / orange / blue / violet / gold / silver  
satin steel back



methacrylates: white / green / red / yellow / orange / blue / violet / gold / silver  
steel painted white back  
white handles



methacrylates: black / green / red / yellow / orange / blue / violet / gold / silver  
steel painted black back



Optional:  
steel painted  
blue Tiffany sides,  
white methacrylate, nut wood kit  
(knobs and filter holders)



steel painted blue Tiffany sides  
white methacrylate



methacrylates: black / green / red / yellow / orange / blue / violet / gold / silver  
steel painted light blue Tiffany black



Optional:  
steel painted  
rust brown sides,  
white methacrylate, nut wood kit  
(knobs and filter holders)



steel painted rust brown sides  
white methacrylate



methacrylates: black / green / red / yellow / orange / blue / violet / gold / silver  
steel painted rust brown back

# ALL BLACK

AUTOMATIC • SEMIAUTOMATIC

1 gr • 2 gr compact • 2 gr • 3 gr

Also available with all other aesthetic optional: painted steel sides and/or back white, black, rust brown, blue Tiffany.

All finishings can have many different colour methacrylate: white, green, red, yellow, orange, blue, violet, silver mirror, gold mirror.



Optional:  
gold mirror methacrylate




# ALL WHITE

AUTOMATIC • SEMIAUTOMATIC

1 gr • 2 gr compact • 2 gr • 3 gr

Also available with all other aesthetic optional: painted steel sides and/or back white, black, rust brown, blue Tiffany.

All finishings can have many different colour methacrylate: white, green, red, yellow, orange, blue, violet, silver mirror, gold mirror.



Optional:  
gold mirror methacrylate

*etnica*

**AUTOMATIC • SEMIAUTOMATIC**

1 gr • 2 gr compact • 2 gr • 3 gr

*It is dedicated to those ethnic and folk musics, in which we research more and more an historical identity, as they maintain always their originality of sound, of melodies and materials of their instruments.*



The **NEW Etnica 1gr** is available in the automatic and semiautomatic versions with normal and raised E61 gr.

Automatic and semiautomatic versions are available with manual and automatic boiler water loading, motor pump with water cooling, flanged boiler of copper with tap for manual discharge, pipes of copper and pipe fittings of brass, frame of pure polished super-mirror and satined stainless steel AISI 304 finished of methacrylate.

The automatic model with display allows the boiler temperature control with a pressure transducer; the programmable portion control and group washing, single gauge for pump pressure.

The **alphanumeric display** after the switch-on it displays the functional test and malfunction notice, boiler filling and filling timeout. It displays boiler filling also when the boiler refills. When the machine is in use, after the functional test the alphanumeric display shows always the boiler temperature and pressure, hour, date and number of the weekday.

It **allows to plan/program**: hour, date, day of the week, switch ON/OFF time of the coffee machine, coffee shop day off, brewing time (digit chrono), cup heater working temperature, autosteamer temperature, water liters to regenerate the softener, new password to get access to the display functions, **pre-infusion time for single and double coffee**, group washing, number of coffee to the next maintenance, **to control the boiler temperature with pressure transducer** and languages (EN-CL, EN-FAH, IT, FR, DE, ES, PT);

it **allows to display**: total used liters of water, flowmeter malfunction times and total coffee done with the automatic touchpad from installation.

Optional: electric cup heater (with ON/OFF switch) with programmable working temperature, external motor pump (air cooling), raised brewing group, cappuccino maker/milk frothing wand, serial interface for external connection to the cash register, white filter holders for 1 and 2 cups, nut wood kit (filter holders and knobs), color options and aesthetic customisation.



TECHNICAL FEATURES	AUTOMATIC	SEMI AUTOMATIC
	1gr	1gr
Espresso coffee and cappuccino machine with thermosiphonic system	●	●
E 61 brewing group (filter holder Ø 58 mm)	●	●
Frame of pure polished super mirror and satined stainless steel AISI 304. Finishing of transparent methacrylate	●	●
Flanged boiler of copper with tap for manual discharge, pipes of copper and pipe fittings of brass	●	●
Single gauge for pump pressure	●	●
Manual and automatic boiler water loading	●	●
Programmable portion control / Group washing	●	○
Built-in RPM motor pump with WATER cooling / Fluid-o-Tech rotary pump	●	●
Touchpad with pilot lights for activated brewing buttons: 6 volumetric metering selections programmable from the touchpad directly and 1 programming button	●	○
1 electromechanical button for brewing choice	●	●
Indicator to inform that machine and cup heater are ON	●	●
LED lights on the back panel (with ON/OFF switch)	●	●
Electric cup heater (with ON/OFF switch) with programmable working temperature	●	optional
LED indicator for boiler water level (filling - level reached - timeout)	●	○
Glass tube for boiler water level	○	●
1 multidirectional stainless steel steam wand with manual control from the tap knob	●	●
1 multidirectional stainless steel hot water wand with manual control from the tap knob	●	●

ALPHAMERIC DISPLAY	After the switch-on it displays the functional test and malfunction notice, boiler filling, filling timeout. It displays boiler filling also when the boiler refills. When the machine is in use, after the functional test the alphanumeric display shows always the boiler temperature and pressure, hour, date, number of the weekday.	
	●	○
allows to plan/program:	<b>PREINF. SINGLE:</b> preinfusion time for single and double coffee <b>WASHING GROUP IN PROGRESS:</b> group washing <b>MAINTENANCE:</b> number of coffee to the next maintenance <b>BOILER TEMPERATURE:</b> to control the boiler temperature with pressure transducer <b>LANGUAGE:</b> ENGL-CEL, ENGL-FAH, ITALIANO, FRANCAIS, DEUTSCHE, ESPANOL, PORTUGUES <b>allows to display:</b> <b>COUNTER LITERS:</b> total used litres of water <b>DOSER ALARM:</b> flowmeter malfunction times <b>TOTAL COFFEES:</b> total coffee done with the automatic touchpad from Installation	



1gr Automatic



1gr Semiautomatic

OPTIONAL ON DEMAND			TECHNICAL DATA	1 gr
Electric cup heater (with ON/OFF switch) with programmable working temperature	standard	●	Voltage/Power	120 V (1F) 2000 - 2330 W
External motor pump (air cooling)	●	●		220 - 240 V (1F) / 380 - 415 V (3F) 2500 - 3500 W
Raised group	●	●	Frequency	Hz 50 - 60
Cappuccino maker / Milk frothing wand	●	●	Boiler	Lt 6
Serial interface for external connection to the cash register	●	○	Length	mm 530
White filter holders for 1 and 2 cups	●	●	Width	mm 600
Nut wood kit: filter holders and knobs	●	●	Height	mm 560
Color options and aesthetic customisation	●	●	Net weight	Kg 56

AUTOMATIC • SEMIAUTOMATIC

2 gr compact • 2 gr • 3 gr

**Etnica** is available in the automatic and semiautomatic versions with normal and raised E61 gr. (2 gr. compact, 2 gr., 3 gr.). The automatic models are available with **Digit Chrono** (2 gr. compact excluded), connectivity to external display by Orchestrale distributor technician for **pre-infusion setting** and other display functions, programmable portion control and single group washing; all models are available with dual gauges for boiler and pump pressure, manual and automatic boiler water loading, motor pump with water cooling, flanged (2 gr. compact excluded) boiler of copper with tap for manual discharge, pipes of copper and pipe fittings of brass, frame of pure polished super-mirror and satined stainless steel AISI 304 finished of methacrylate.

Etnica semiautomatic with 2 groups is also available with **GAS Kit**.

Optional: electric cup heater (with ON/OFF switch) with programmable working temperature, mixed hot water outlet, external motor pump (air cooling), raised brewing groups, cappuccino maker/milk frothing wand, serial interface for external connection to the cash register, white filter holders for 1 and 2 cups, nut wood kit (filter holders and knobs), color options and aesthetic customisation.



TECHNICAL FEATURES	AUTOMATIC			SEMI AUTOMATIC		
	2gr comp	2gr	3gr	2gr comp	2gr	3gr
Espresso coffee and cappuccino machine with thermosiphonic system						
Connectability to external display (by Orchestrale distributor technician) for pre-infusion setting and other display functions	●	●	●	○	○	○
E61 brewing groups (filter holder Ø 58 mm)	●	●	●	●	●	●
Frame of pure polished super-mirror and satined stainless steel AISI 304. Finishing of transparent methacrylate	●	●	●	●	●	●
Flanged (2 gr. compact excluded) boiler of copper with tap for manual discharge, pipes of copper and pipe fittings of brass	●	●	●	●	●	●
Dual gauges for boiler and pump pressure	●	●	●	●	●	●
Manual and automatic boiler water loading	●	●	●	●	●	●
Programmable portion control / Single group washing	●	●	●	○	○	○
Built-in RPM motor pump with WATER cooling / Fluid-o-Tech rotary pump	●	●	●	●	●	●
Touchpad for each group with pilot lights for activated brewing buttons:						
6 volumetric metering selections programmable from the touchpad directly and 1 programming button	●	●	●	○	○	○
1 electromechanical button for every group for brewing choice (only for 2 groups in the 3 groups version)	●	●	●	●	●	●
Indicator to inform that machine and cup heater are ON	●	●	●	●	●	●
LED lights on the back panel (with ON/OFF switch)	●	●	●	●	●	●
Electric cup heater (with ON/OFF switch) with programmable working temperature	●	●	●	optional		
Digit Chrono	○	●	●	○	○	○
LED indicator for boiler water level (filling - level reached - timeout)	○	●	●	○	○	○
Glass tube for boiler water level	○	○	○	○	●	●
1 multidirectional stainless steel steam wand with manual control from the tap knob	●	○	○	●	○	○
2 multidirectional stainless steel steam wands with manual control from the tap knobs	○	●	●	○	●	●
1 multidirectional stainless steel hot water wand with manual control from the tap knob	●	○	○	●	○	○
1 multidirectional stainless steel hot water wand with manual control from its dedicated button	○	●	●	○	●	●

OPTIONAL ON DEMAND					
Electric cup heater (with ON/OFF switch) with programmable working temperature	standard	●	●	●	
Mixed hot water outlet	○	●	●	○	○
External motor pump (air cooling)	●	●	●	●	●
Raised groups	●	●	●	●	●
Cappuccino maker / Milk frothing wand	●	●	●	●	●
GAS KIT	○	○	○	○	○
Serial interface for external connection to the cash register	●	●	●	○	○
White filter holders for 1 and 2 cups	●	●	●	●	●
Nut wood kit: filter holders and knobs	●	●	●	●	●
Color options and aesthetic customisation	●	●	●	●	●

TECHNICAL DATA	2 gr compact	2 gr	3 gr
	Voltage/Power	2600 - 2930 W	2600 - 2930 W
	3000 - 6650 W	3000 - 6650 W	
Frequency	50 - 60 Hz		
Boiler	7 Lt	12	17
Length	530 mm	740	980
Width	600 mm		
Height	560 mm		
Net weight	60 Kg	64	95

GAS KIT NOTES: Etnica semiautomatic 2 groups with GAS Kit is really useful in Countries or places with high costs of electricity or with power supply instability. The advantage is also that you can easily connect the machine to a battery by an inverter because the electricity is only for the pump, for the group's solenoid valves and for the control board. When the pressure in the boiler reaches the parameter you setted the flame of the gas kit keeps it stable in order to guarantee the same constant brewing as in Etnica semiautomatic 2 groups without gas kit.



2gr compact Aut / Sem



2gr Aut / Sem



2gr GAS Kit Sem



3gr Aut / Sem

## Color options

**Etnica** is available in different finishings.

Basic model: satin steel sides with transparent methacrylate and satin steel back panel. Painting: sides and/or back panel always in satin steel or painted white, black, rust brown, blue Tiffany. Finishing: Limited Edition sides (super-mirror steel with satined texture) or nut wood sides.

All finishings can have different color methacrylate outlines: black, white, green, red, yellow, orange, blue, violet. (Nut sides don't have methacrylate).

Filter holders (black standard) are also available white or nut wood while tap knobs (black standard) are also available in nut wood.

These are all our color options but we are able to evaluate any kind of customisation, whenever it's possible.



Optional:  
steel painted white sides,  
nut wood kit (knobs and filter holders)




satin steel sides  
transparent methacrylate




steel painted white sides  
transparent methacrylate  
white handles




steel painted black sides  
transparent methacrylate



methacrylates: black / green / red / yellow / white / orange / blue / violet  
satin steel back



methacrylates: black / green / red / yellow / white / orange / blue / violet  
satin steel back / steel painted white back  
white handles



methacrylates: black / green / red / yellow / white / orange / blue / violet  
satin steel back / steel painted black back



Optional:  
Limited Edition sides,  
nut wood kit (knobs and filter holders)



Optional:  
nut wood  
sides and kit  
(knobs and filter holders)




Limited Edition sides  
transparent methacrylate




steel painted blue Tiffany sides  
transparent methacrylate




steel painted rust brown sides  
transparent methacrylate



methacrylates: black / green / red / yellow / white / orange / blue / violet  
satin steel back



methacrylates: black / green / red / yellow / white / orange / blue / violet  
satin steel back / steel painted light blue Tiffany back



methacrylates: black / green / red / yellow / white / orange / blue / violet  
satin steel back / steel painted rust brown back



# ALL BLACK

AUTOMATIC • SEMIAUTOMATIC

1 gr • 2 gr compact • 2 gr • 3 gr

Also available with all other aesthetic optional: painted steel sides and/or back white, black, rust brown, blue Tiffany, Limited Edition sides (super-mirror steel with satined texture), nut wood sides.

All finishings can have many different colour methacrylate outlines: black, white, green, red, yellow, orange, blue, violet. (Nut sides don't have methacrylate).



**BEST  
SELLER**

Optional:  
nut wood sides and kit  
(knobs and filter holders)


# ALL BLACK + LED LIGHT sides

AUTOMATIC • SEMIAUTOMATIC

1 gr • 2 gr compact • 2 gr • 3 gr

With LED back light satin methacrylate outlines.

These outlines are also available with all other aesthetic optional (except for nut wood sides): satin steel sides, other painted sides and Limited Edition sides (super-mirror steel with satined texture).



# ALL WHITE

AUTOMATIC • SEMIAUTOMATIC

1 gr • 2 gr compact • 2 gr • 3 gr

Also available with all other aesthetic optional: painted steel sides and/or back white, black, rust brown, blue Tiffany, Limited Edition sides (super-mirror steel with satined texture), nut wood sides.

All finishings can have many different colour methacrylate outlines: black, white, green, red, yellow, orange, blue, violet. (Nut sides don't have methacrylate).



Optional:  
nut wood sides and kit  
(knobs and filter holders)

# *etnica* Display

**AUTOMATIC** 2 gr • 3 gr

*It is the top of the range and an evolution of the model Etnica.*

*Automatic, with covered groups and display, it represent the indivisible bond between modern and ancient, where the future is son of history and the most modern technology matches with sounds and past time.*

# *etnica* Display **TT**

**AUTOMATIC** 2 gr • 3 gr

*Etnica display TT (Top Touchpad) is the evolution of Etnica display available with touchpad above the groups and taps with joystick.*



**Etnica display** and **Etnica display TT** are available automatic with normal and raised E61 brewing groups as well (2 gr. and 3 gr.) with programmable portion control, single group washing, dual gauges for boiler and pump pressure, manual and automatic boiler water loading, motor pump with water cooling, electric cup heater (with ON/OFF switch) with programmable working temperature, flanged boiler of copper with tap for manual discharge, pipes of copper and pipe fittings of brass, frame of pure polished super-mirror and satined stainless steel AISI 304 finished of methacrylate.

The **alphanumeric display** allows to **plan/program**: clock setup, auto on/off, working days, delivery test crono, cup heater, autosteamer, regeneration softner, change password, preinfusion single, washing group in progress, maintenance and language;

**allows to display**: counter liters, doser alarm, total coffees and boiler pressure. *(Detailed information in the technical sheet).*

Optional: **electronic injection autosteamer**, lighting cup's **LED**, mixed hot water outlet, external motor pump (air cooling), raised brewing groups, cappuccino maker/milk frothing wand, serial interface for external connection to the cash register, white filter holders for 1 and 2 cups, nut wood kit (filter holders and knobs), color options and aesthetic customisation possibilities of Etnica.

**Etnica display TT** (Top Touchpad) is the evolution of Etnica display available with touchpad above the groups and joystick taps.

**AUTOMATIC**  
2 gr • 3 gr



Optional:  
lighting cup's LED, electronic injection autosteamer

TECHNICAL FEATURES	AUTOMATIC	
	2gr	3gr
Espresso coffee and cappuccino machine with thermosiphonic system	•	•
E 61 brewing groups (filter holder Ø 58 mm)	•	•
Frame of pure polished super-mirror and satined stainless steel AISI 304. Finishing of transparent methacrylate	•	•
Flanged boiler of copper with tap for manual discharge, pipes of copper and pipe fittings of brass	•	•
Dual gauges for boiler and pump pressure	•	•
Manual and automatic boiler water loading	•	•
Programmable portion control / Single group washing	•	•
Built-in RPM motor pump with WATER cooling / Fluid-o-Tech rotary pump	•	•
Touchpad for each group with pilot lights for activated brewing buttons:	•	•
6 volumetric metering selections programmable from the touchpad directly and 1 programming button	•	•
1 electromechanical button for every group for brewing choice (only for 2 groups in the 3 groups version)	•	•
Indicator to inform that machine and cup heater are ON	•	•
LED lights on the back panel (with ON/OFF switch)	•	•
Electric cup heater (with ON/OFF switch) with programmable working temperature	•	•
Glass tube for boiler water level	•	•
2 multidirectional stainless steel steam wands with manual control from the tap knobs	•	•
1 multidirectional stainless steel hot water wand with manual control from its dedicated button	•	•

ALPHAMERIC DISPLAY	After the switch-on it displays the functional test and malfunction notice, boiler filling, filling timeout. It displays boiler filling also when the boiler refills. When the machine is in use, after the functional test the alphameric display shows always the boiler temperature and pressure, hour, date, number of the weekday.	
allows to plan/program:	•	•
CLOCK SETUP: hour, date, number of the weekday	•	•
AUTO ON/OFF: switching ON/OFF time of the machine	•	•
WORKING DAYS: coffee shop day off	•	•
DELIVERY TEST CRONO: brewing time (digit chrono)	•	•
CUP HEATER: cup heater working temperature	•	•
AUTOSTEAMER: autosteamer temperature	•	•
REGEN. SOFTNER: water litres to regenerate the softner	•	•
CHANGE PASSWORD: new password to get access to the display functions	•	•
PREINF. SINGLE: preinfusion time for single and double coffee	•	•
WASHING GROUP IN PROGRESS: single group washing	•	•
MAINTENANCE: number of coffee to the next maintenance	•	•
LANGUAGE: ENGL-CEL, ENGL-FAH, ITALIANO, FRANCAIS, DEUTSCHE, ESPANOL, PORTUGUES	•	•
allows to display:	•	•
COUNTER LITERS: total used litres of water	•	•
DOSER ALARM: flowmeter malfunction times	•	•
TOTAL COFFEES: total coffee done with the automatic touchpad from installation	•	•
BOILER PRESSURE: boiler pressure	•	•

OPTIONAL ON DEMAND	2gr	3gr
Mixed hot water outlet	•	•
External motor pump (air cooling)	•	•
Raised groups	•	•
Cappuccino maker / Milk frothing wand	•	•
Electronic injection autosteamer with adjustable control of speed and of pump capacity. Wand with directing holes for an elliptical steam brewing	•	•
Serial interface for external connection to the cash register	•	•
Lighting cup's LED	•	•
White filter holders for 1 and 2 cups	•	•
Nut wood kit: filter holders and knobs	•	•
Color options and aesthetic customisation	•	•



2gr Automatic



3gr Automatic



2gr TT Automatic with joystick taps



3gr TT Automatic with joystick taps

TECHNICAL DATA	2 gr	3 gr
	Voltage/Power	120 V (1F) 2600 - 2930 W
Frequency	50 - 60 Hz	
Boiler	12 Lt	17 Lt
Length	740 mm	980 mm
Width	600 mm	
Height	560 mm	
Net weight	65 Kg	96 Kg

## Color options

**Etnica display** and **Etnica display TT** are available in different finishings. Basic model always with satin steel sides with transparent methacrylate and satin steel back panel. Painting: sides and/or back panel in satin steel or painted white, black, rust brown, blue Tiffany. Finishing: nut wood sides, Limited Edition sides (super-mirror steel with satined texture).

All finishings can have different color methacrylate outlines: black, white, green, red, yellow, orange, blue, violet. (Nut sides don't have methacrylate).

Filter holders (black standard) are also available white or nut wood while tap knobs (black standard) are also available in nut wood.

These are all our color options but we are able to evaluate any kind of customisation, whenever it's possible.



Optional:  
lighting cup's LED, steel painted  
black sides, red methacrylate




satin steel sides  
transparent methacrylate




steel painted white sides  
transparent methacrylate  
white handles




steel painted black sides  
transparent methacrylate



methacrylates: black / green / red / yellow / white / orange / blue / violet  
satin steel back



methacrylates: black / green / red / yellow / white / orange / blue / violet  
satin steel back / steel painted white back  
white handles



methacrylates: black / green / red / yellow / white / orange / blue / violet  
satin steel back / steel painted black back






Optional:  
lighting cup's LED,  
Ltd Ed. sides, nut wood kit  
(knobs and filter holders)



Optional:  
lighting cup's LED,  
nut wood sides and kit  
(knobs and filter holders)




Limited Edition sides  
transparent methacrylate



methacrylates: black / green / red / yellow / white / orange / blue / violet  
satin steel back




steel painted blue Tiffany sides  
transparent methacrylate



methacrylates: black / green / red / yellow / white / orange / blue / violet  
satin steel back / steel painted blue Tiffany back



steel painted rust Tiffany sides  
transparent methacrylate



methacrylates: black / green / red / yellow / white / orange / blue / violet  
satin steel back / steel painted rust brown back



# ALL BLACK

AUTOMATIC

2 gr • 3 gr

Also available with all other aesthetic optional: painted steel sides and/or back white, black, rust brown, blue Tiffany, Limited Edition sides (super-mirror steel with satined texture), nut wood sides.

All finishings can have many different colour methacrylate outlines: black, white, green, red, yellow, orange, blue, violet. (Nut sides don't have methacrylate).



Optional:  
lighting cup's LED

# ALL BLACK

AUTOMATIC

2 gr • 3 gr

Also available with all other aesthetic optional: painted steel sides and/or back white, black, rust brown, blue Tiffany, Limited Edition sides (super-mirror steel with satined texture), nut wood sides.

All finishings can have many different colour methacrylate outlines: black, white, green, red, yellow, orange, blue, violet. (Nut sides don't have methacrylate).



Optional:  
lighting cup's LED,  
nut wood sides and  
kit (knobs and filter holders)

# ALL BLACK + LED LIGHT sides

AUTOMATIC  
2 gr • 3 gr

With LED back light satin methacrylate outlines.

These outlines are also available with all other aesthetic optional (except for nut wood sides): satin steel sides, other painted sides and Limited Edition sides (super-mirror steel with satined texture).



Optional:  
lighting cup's LED

# ALL WHITE

AUTOMATIC

2 gr • 3 gr

Also available with all other aesthetic optional: painted steel sides and/or back white, black, rust brown, blue Tiffany, Limited Edition sides (super-mirror steel with satined texture), nut wood sides.

All finishings can have many different colour methacrylate outlines: black, white, green, red, yellow, orange, blue, violet. (Nut sides don't have methacrylate).



Optional:  
lighting cup's LED

# ALL WHITE

AUTOMATIC

2 gr • 3 gr

Also available with all other aesthetic optional: painted steel sides and/or back white, black, rust brown, blue Tiffany, Limited Edition sides (super-mirror steel with satined texture), nut wood sides.

All finishings can have many different colour methacrylate outlines: black, white, green, red, yellow, orange, blue, violet. (Nut sides don't have methacrylate).




**BEST  
SELLER**

Optional:  
lighting cup's LED,  
nut wood sides and  
kit (knobs and filter holders)


## Aesthetic & Logo customisation

We are able to evaluate any kind of customisation about logos, materials and paints.

74 cm



45,5 cm





Strumenti per l' Espresso

100% made in Italy

[www.orchestrale.com](http://www.orchestrale.com)



Orchestrale Coffee Machines

D.I.D. srl - Via Enrico Reginato,16 31100 Treviso - ITALY - Tel. 0039 0422 306700